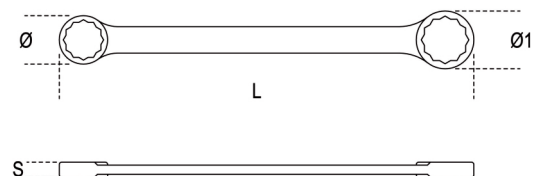





DIN 837 ISO 10103

- Teste sottili di spessore ridotto rispetto alle chiavi combinate poligonali curve.



	art.	 mm	L mm	Ø mm	Ø1 mm	S mm	 g
000950161	95 6X7	6x7	120	9,8	11,0	4,5	15
000950162	95 8X9	8x9	135	12,2	13,5	5,2	25
000950163	95 10X11	10x11	150	15,0	16,5	6,0	36
000950164	95 12X13	12x13	165	18,5	19,5	7,4	51
000950165	95 14X15	14x15	185	21,0	22,5	7,4	69
000950166	95 16X17	16x17	210	24,0	25,0	8,0	92
000950167	95 17X19	17x19	225	25,0	27,5	8,7	109
000950168	95 18X19	18x19	225	26,0	27,5	8,7	120
000950169	95 20X22	20x22	240	29,0	32,0	9,4	145
000950170	95 21X23	21x23	255	30,5	33,5	10,0	173
000950171	95 24X26	24x26	270	35,0	37,5	10,7	217
000950172	95 25X28	25x28	285	36,0	40,0	11,4	256
000950173	95 27X29	27x29	315	38,5	41,5	12,0	318
000950174	95 30X32	30x32	335	43,0	45,5	13,0	394